



# Parent App

## iOS Guide

[www.tapestry.info](http://www.tapestry.info)

# Celebrate every day

## Wherever you are



Welcome to **Tapestry** - the original and leading Childhood Education Platform for nurseries, childminders and schools to nurture partnerships with families and support children's learning and development.

The Tapestry App has been designed to allow you to stay in touch and learn about your child's everyday experiences on the go - the next best thing to being there!

This guide aims to familiarise you with the app, so you can start sharing in your child's learning experiences.

You must have an active Tapestry profile before you can log in and use the app. If you don't have a profile, please speak to your setting/school.

### ***The Tapestry Team***



[www.tapestry.info](http://www.tapestry.info)

# Tapestry on the go

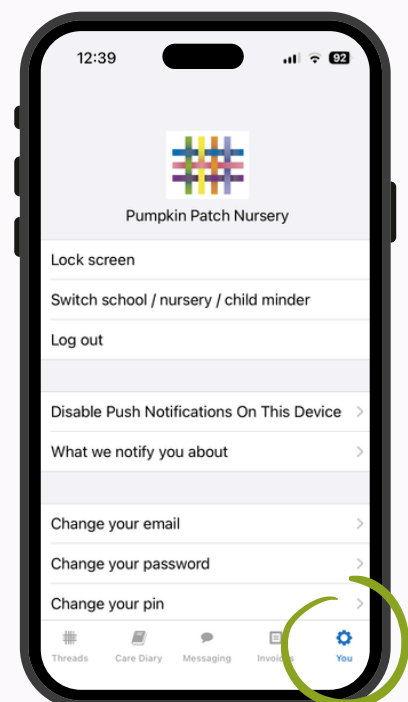
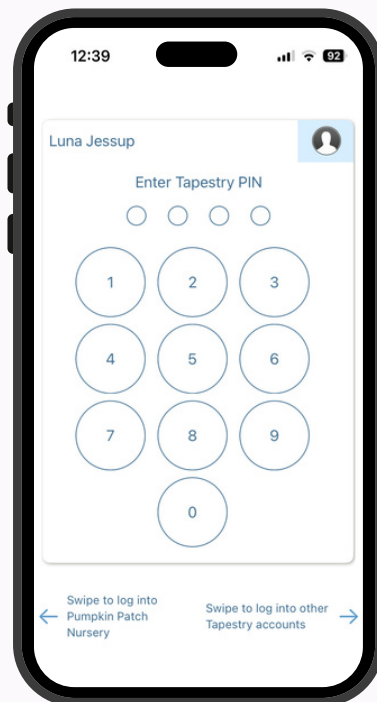
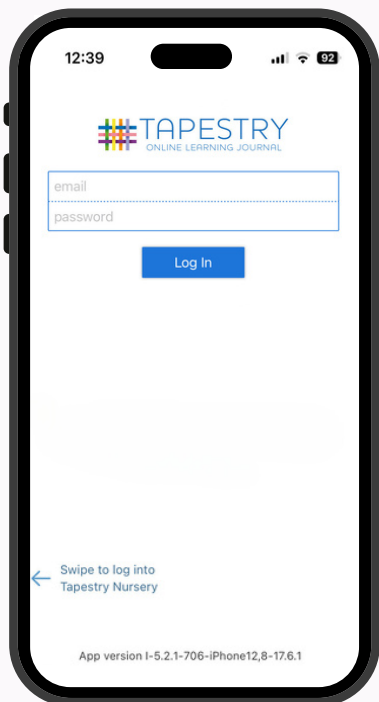
## With your preferred set up



### Login the way that works for you

Use your email address and password, PIN or enable biometrics!

**Tapestry Tip:** Tap on 'You' to manage your preferences.




# Stay connected

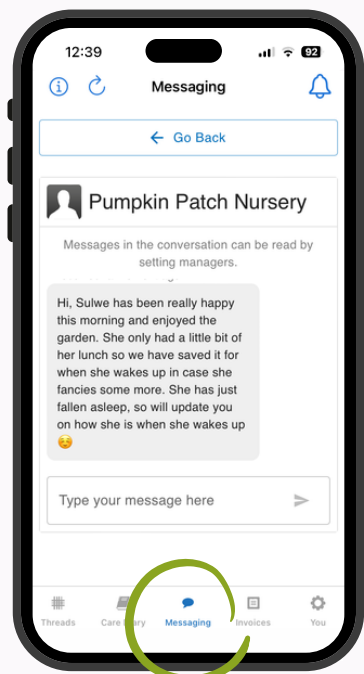
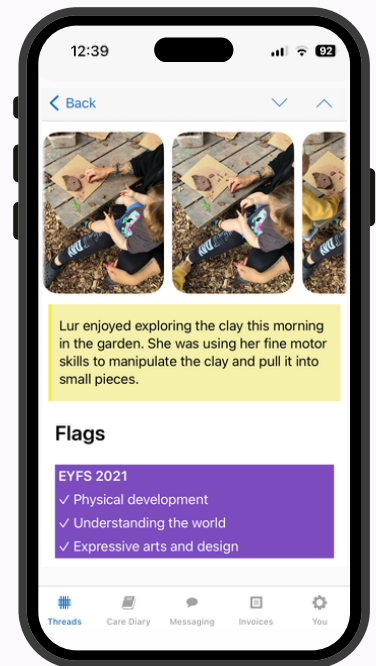
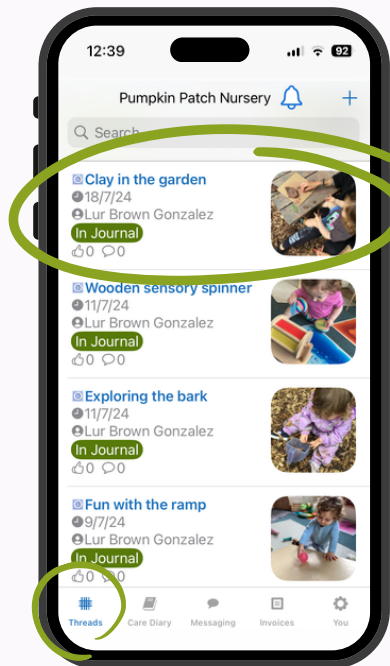
## Everyday tools to keep in touch



### Observations

The next best thing to being there: observations are **words, photos or video clips** about what your child has been up to during their day, so you can chat with them about it later. And you can **add your own observations** about your child's experiences at home too.

**Tapestry Tip:** Observations are identified by a  next to the title. Find them all under 'Threads' and add your own by tapping the **+** symbol.



### Messaging

Direct and secure messaging for everyday communications.

Receive **instant messages** throughout the day, and reach out to your child's educators whenever you need to. If you're in a rush or forget to tell them something, Tapestry is there to help.



# Stay connected

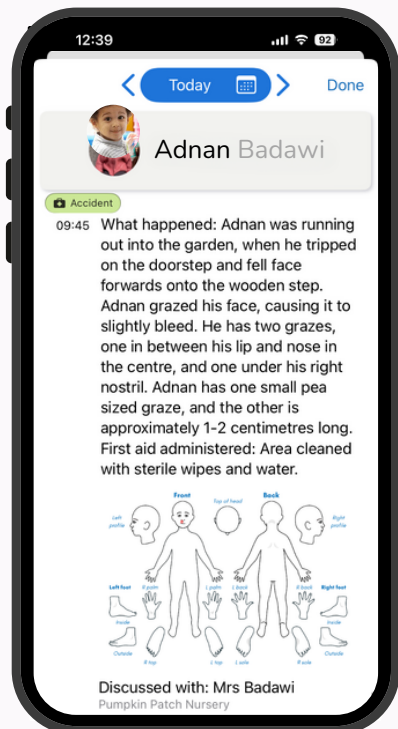
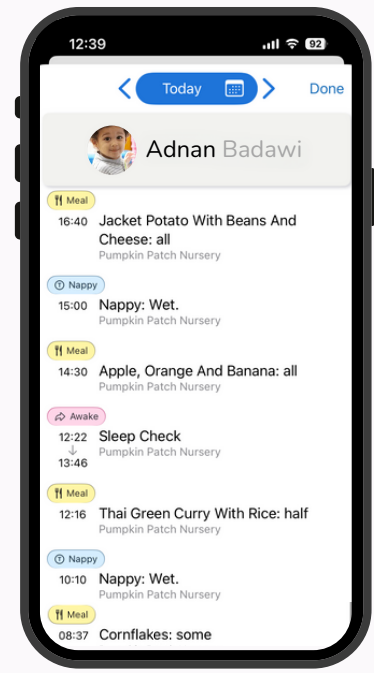
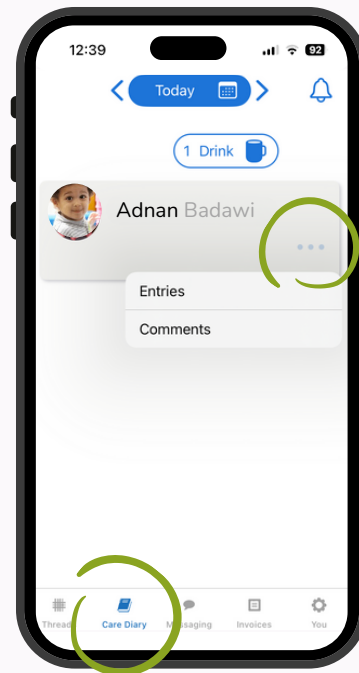
## Everyday tools to keep in touch



### Care Diary

A parent's best friend.

Keep updated with a **timeline** of your child's **everyday care**. See how long they napped for and what they ate, so you can prepare for their return to you.



### Accident forms

Detailed accident reports and clear **body maps** to keep your mind at ease.

Once the setting/school has discussed your child's accident with you, the accident report will appear in the **care diary timeline**, so you can get back to it if you need to.

**Tapestry Tip:** Some settings choose not to use the Care Diary and only use the Accident Form feature. If this is the case, you'll find the Accidents area in the same place as the Care Diary area - just under a different name!

# Don't miss a thing

All important info in one place

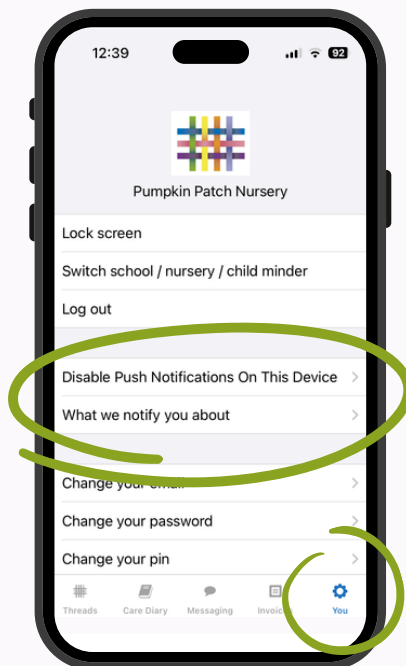
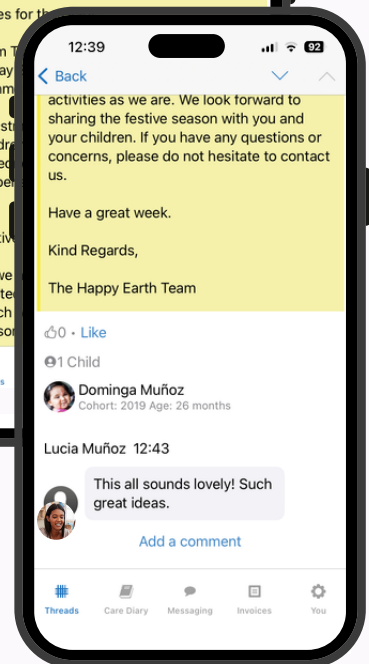
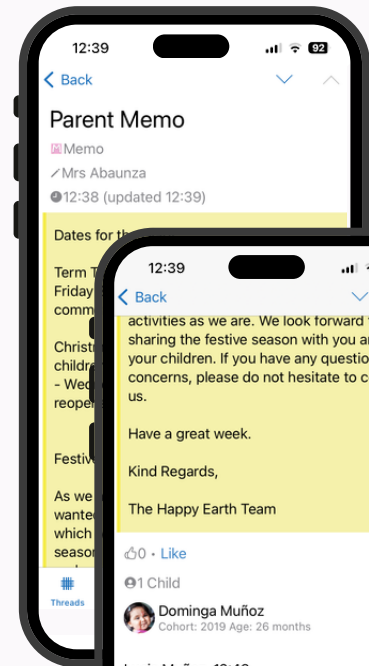
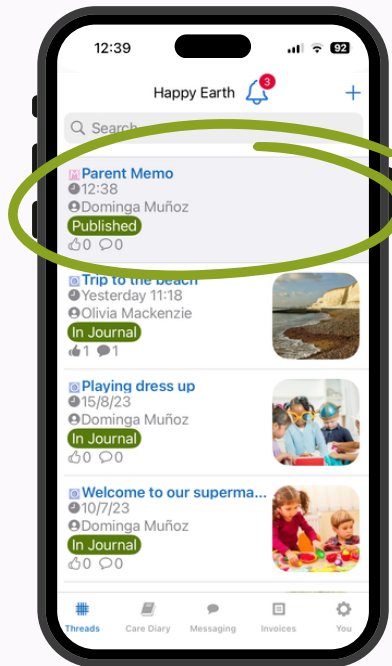


## Memos

Keep in the loop of what is happening at the setting/school!

### Comment and like!

**Tapestry Tip:** Memos are part of your '**Threads**'. They feature a **M** by the title so you can tell them apart.



## Notifications

Be the first to know with **email**, **on-app** and **push notifications**.

**Tapestry Tip:** Manage your notifications from the 'You' area.

# A unique learning journey

## Celebrate it together

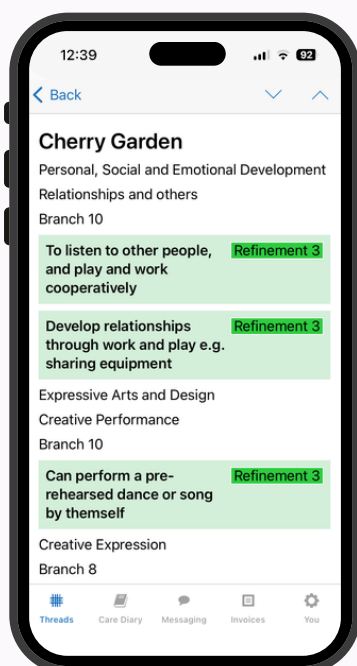
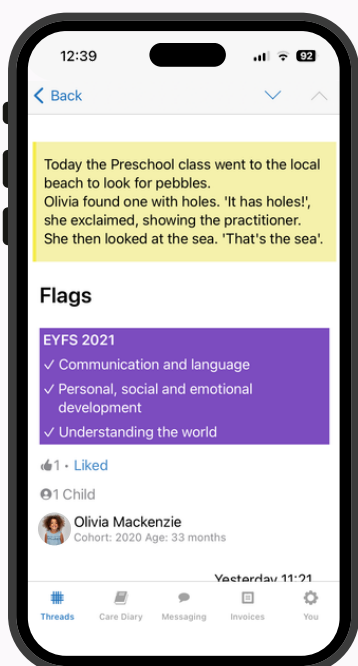
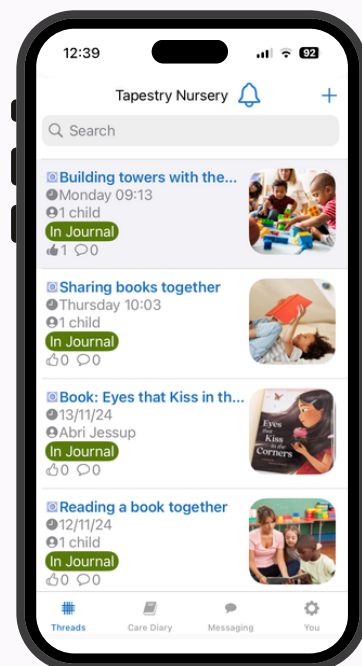


### Learning Journey

Watch their learning and development in real-time. **How far they've come!**

See the impact of all their experiences, both in the setting and with you, in their confidence and development.

Celebrate together, go through pictures and videos and talk about all the fun things they've experienced.



### Assessments

See their learning and development in all areas.

**Tapestry Tip: Don't focus on this too much!** What matters is that your child is being supported by both you and the setting.

# Be part of it

## Get involved from home

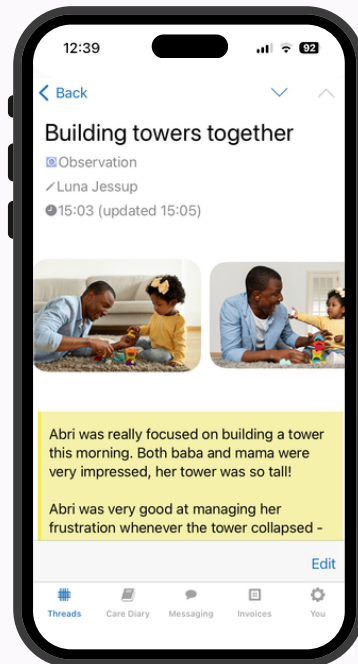
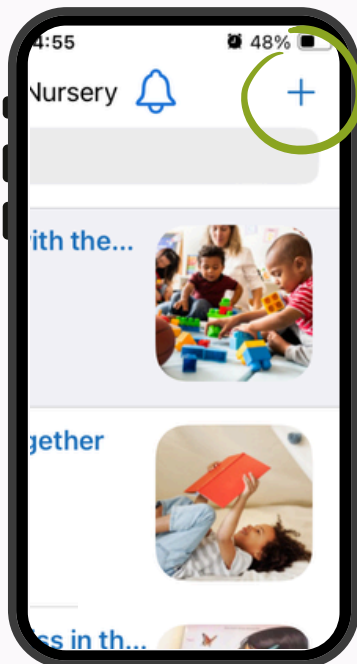
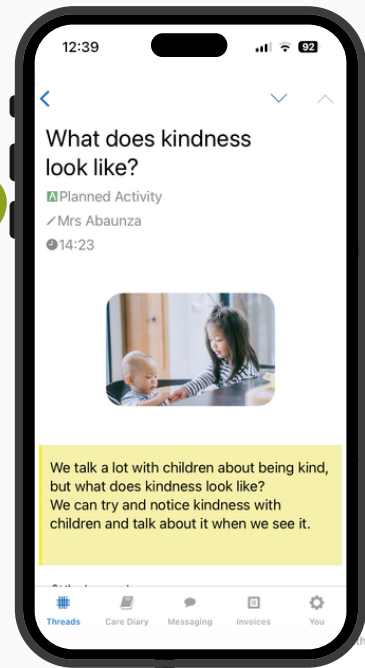
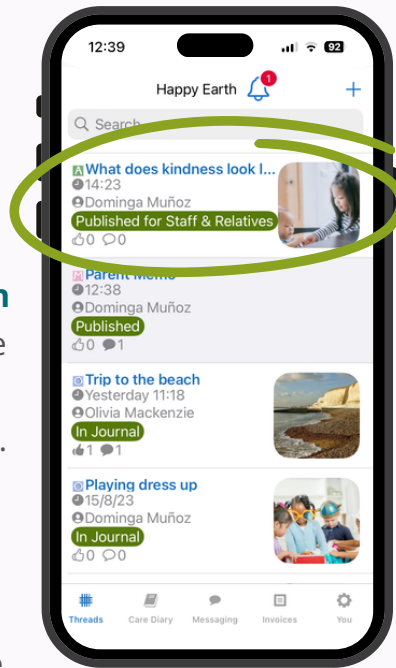


### Activities

Explore playful learning at home with **activity ideas** provided by the setting/school.

Ask questions, and **reply with an observation**, which will be added to your child's journal as a memory of their learning.

**Tapestry Tip:** You can differentiate Activities from other types of Threads as they feature an **A** by the title.



### Parent observations

Show educators what your child has been doing at home or out and about with you. **This helps staff to get to know your child better.**

**Tapestry Tip:** Tap on the **+** symbol to start a new observation.




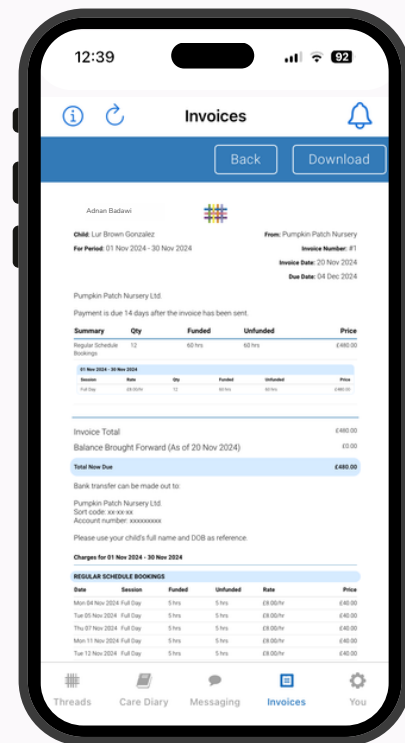
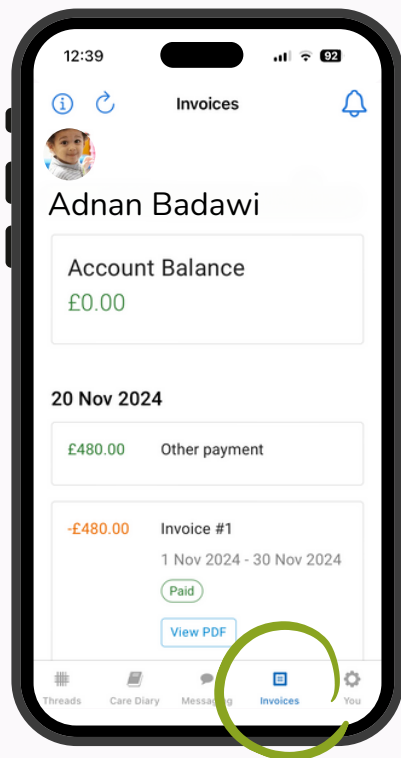
# Swift invoicing

## Clear and transparent



### £ Accurate to the penny invoices

Be notified of pending payments and access and download easy-to-read invoices, as well as all your past payments.



[www.tapestry.info](http://www.tapestry.info)

# Tapestry App

**Download Now**

*Weaving your child's  
learning journey together.*

**[www.tapestry.info](http://www.tapestry.info)**

